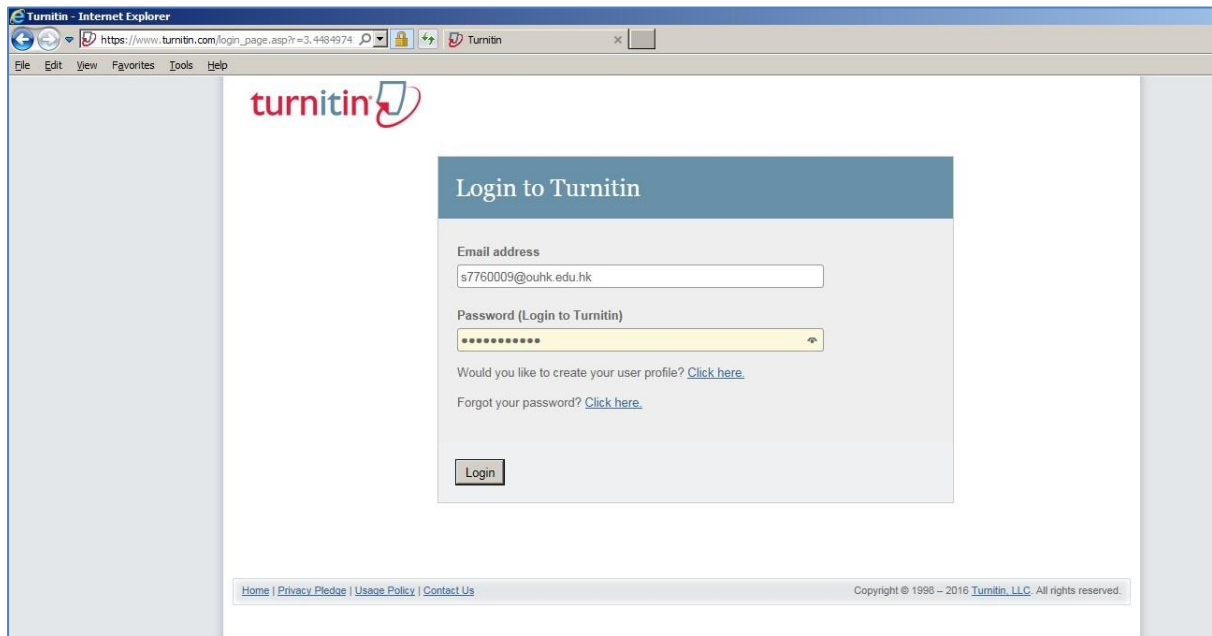
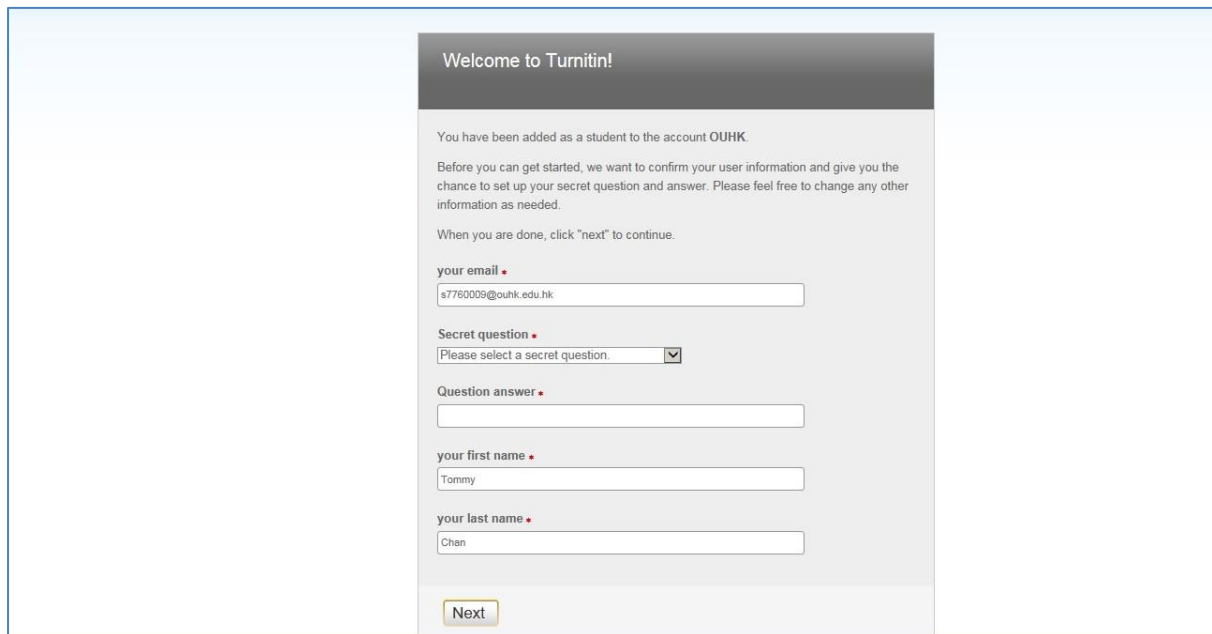


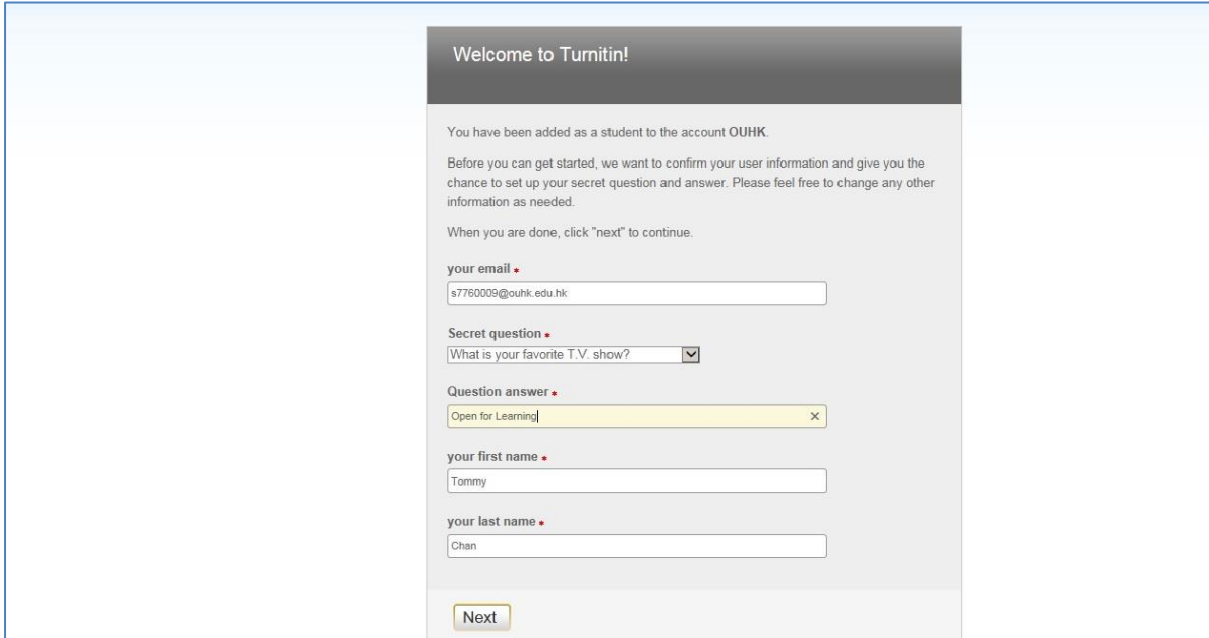
1. You can login Turnitin through the URL in the confirmation email (in your webmail account) that is sent from Turnitin.com (subject: Your Account Is Now Set Up). Or you can access the URL www.turnitin.com directly and click "Login in". Then input your email address and your password, click "Login":



2. You will see a welcome message:



3. Fill in the information and then click "Next":

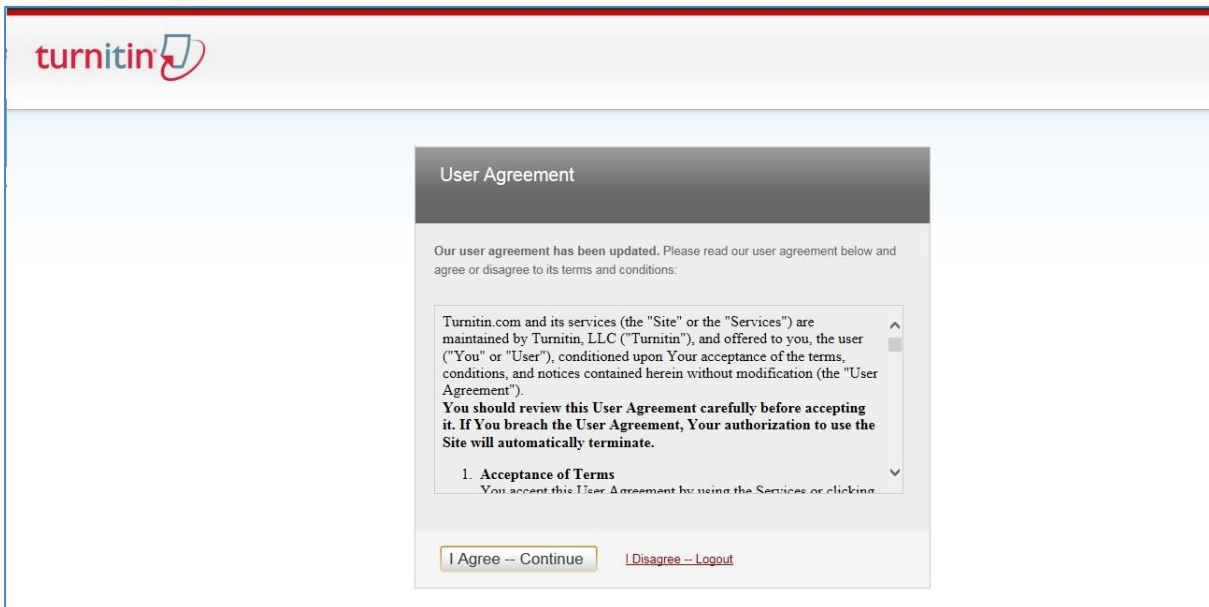


The screenshot shows a registration form titled "Welcome to Turnitin!". The form contains the following fields and instructions:

- your email ***: A text input field containing "s7760009@ouhk.edu.hk".
- Secret question ***: A dropdown menu with the selected option "What is your favorite T.V. show?".
- Question answer ***: A text input field containing "Open for Learning".
- your first name ***: A text input field containing "Tommy".
- your last name ***: A text input field containing "Chan".

At the bottom of the form is a yellow "Next" button.

4. After reading and understanding the User Agreement, then click "Continue":



The screenshot shows the Turnitin logo at the top left and a "User Agreement" section. The text in the agreement reads:

Our user agreement has been updated. Please read our user agreement below and agree or disagree to its terms and conditions:

Turnitin.com and its services (the "Site" or the "Services") are maintained by Turnitin, LLC ("Turnitin"), and offered to you, the user ("You" or "User"), conditioned upon Your acceptance of the terms, conditions, and notices contained herein without modification (the "User Agreement").

You should review this User Agreement carefully before accepting it. If You breach the User Agreement, Your authorization to use the Site will automatically terminate.

1. **Acceptance of Terms**
You accept this User Agreement by using the Services or clicking

At the bottom of the agreement section are two buttons: "I Agree -- Continue" and "I Disagree -- Logout".

5. You then login your Turnitin account successfully:

The screenshot shows the Turnitin student homepage. At the top, there is a navigation bar with the Turnitin logo and user information: "Tommy Chan | User Info | Messages | Student | English | Help | Logout". Below this is a secondary navigation bar with tabs: "All Classes", "Enroll in a Class", "What is Plagiarism?", and "Citation Help". The main content area starts with "NOW VIEWING: HOME" and a section titled "About this page" which explains the homepage's purpose. Below this is a table of enrolled classes for "The Open University of Hong Kong".

Class ID	Class name	Instructor	Status	Drop class
13783353	OUHK	Turnitin Admin OUHK	Active	

At the bottom of the page, there is a footer with copyright information: "Copyright © 1998 – 2016 Turnitin, LLC. All rights reserved." and links for "Usage Policy", "Privacy Pladge", "Helpdesk", and "Research Resources".