

User Guide for Online Course Registration (Taught Postgraduate Programme)

網上科目註冊指南 (授課式研究生課程)

- Tips for the best experience, please use Google Chrome or Mozilla Firefox.
請使用 Google Chrome 或 Mozilla Firefox，以獲得最佳體驗。

Step 1: View the latest class schedule 查閱最近的科目時間表

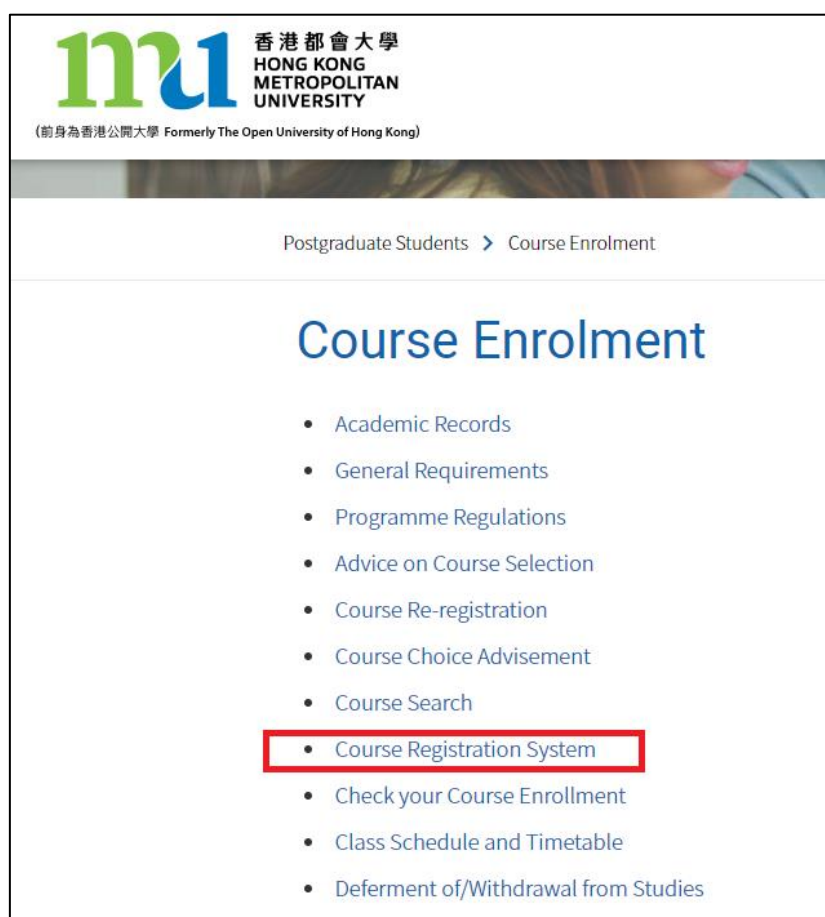
Click [HERE](#) to check the courses offered and latest class section schedules.

請[按此](#)查看最近開設的科目及各科組別的上課時間表。

Step 2: Log in to the Online Course Registration System 登入網上選科系統

Click [HERE](#) or go to www.hkmu.edu.hk > Current Students > Taught Postgraduate > Course Enrolment > Course Registration System

請[按此](#)或於 www.hkmu.edu.hk > 在學學生 > 授課式研究生 > 科目註冊 > 科目註冊系統



Step 3: Select courses and class sections 選擇科目及組別

(i) Programme of Study 修讀課程

- (1) Create a PIN number (to retrieve the application information after you have saved and logged out from the system.)
設定個人密碼 (可於儲存後或登出後擷取申請)。

- (2) Check if the programme is correct and review the Advice Sheet by clicking <Download Advice Sheet>. Then, press <Next>.
檢查課程是否正確，按<下載選科建議表>檢閱選科建議表及按<下一步>。

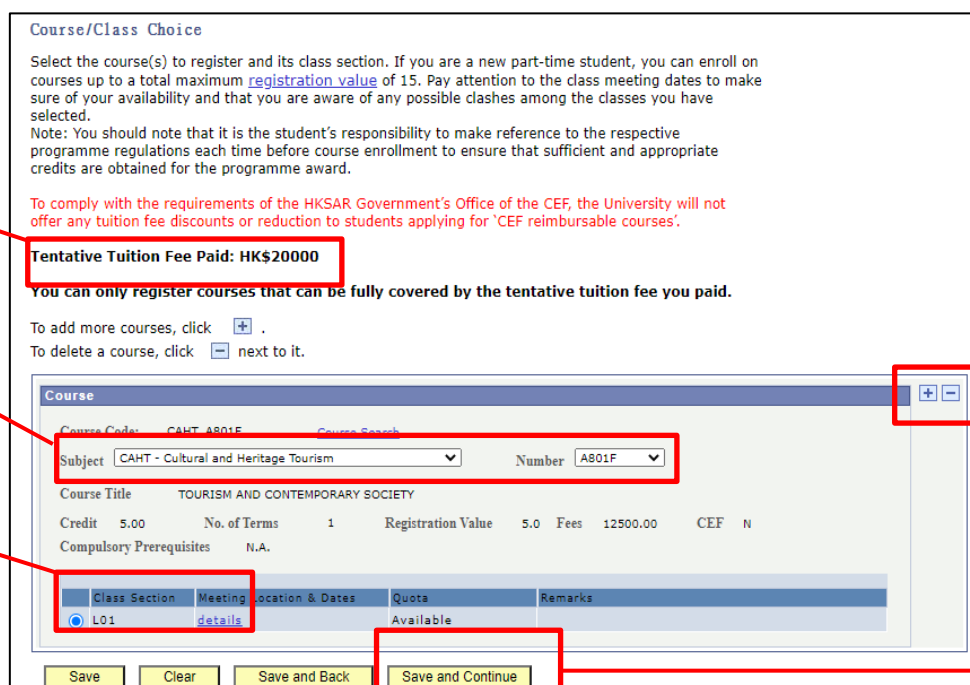


(ii) Course/Class Choices 科目/組別選擇

- (1) If you have paid the tentative tuition fee, the amount will be shown here.
如你已預繳學費，該金額會顯示在這裏。

- (2) Select a course.
選擇科目。

- (3) Select a Class Section. Pay attention to "Remarks" and "Quota" columns.
選擇組別，請留意備註及剩餘學額。



- (4) Add more course(s) by pressing + button. To delete a course, press - button.
按+可增加科目，按-可刪減科目。

- (5) Press <Save and Continue>.
按<儲存及繼續>。

(iii) Email Acknowledge 電郵通知

- (1) Enter the email address if you want to receive an email acknowledgement. Otherwise, leave it blank. Note that this email address will not form part of your student record. 如欲收取電郵通知，請填寫電郵地址，否則留空。此電郵地址不會成為你的學生紀錄。

Email Acknowledgment

If you would like to receive an email acknowledgement upon your online submission, please enter an email address below. Please note that this email will only be used for sending the acknowledgement. This email address will not form part of your student record and that the University will continue to communicate with you during your studies through the university email account assigned to you.

Email Address

Save Clear Save and Continue

- (2) Press <Save and Continue>. 按<儲存及繼續>

(iv) Preview Application Form 檢視已填寫之申請資料

- (1) Preview the course(s) that you intend to register for and the payment details. 檢視你想註冊的科目及繳費詳情。

Term Student No.

Below please find your application data. Please make sure that all data provided are accurate and complete. You should click the "Back" button at the end of the page to amend any incorrect/incomplete data before submitting your application. No further online change is allowed after submission. You are also advised to print a copy of this page for your record. If the data provided in this application are accurate and complete, please check the box at the end of the page and click the "Next" button to continue.

Programme of Study

Programme Applied For* MACF - Master of Accountancy

Course/Class Choice

Course	
Course Code: ACT B861F	Number B861F
Subject ACT - Accounting	
Course Title ACCOUNTING FOR CORPORATIONS	Admit Term 1904
Credit 5.00	No. of Terms 1
Registration Value 5.0	Fees 19300.00
Compulsory Prerequisites N.A.	CEF Y
Class Section T01	Meeting Location & Dates details
	Quota Available
Total (HK\$) 19300.00	

Payment Details

Tentative Tuition Fee Paid (HK\$)	30000.00
Total Course Fee (HK\$)	19300.00
Balance (HK\$)	10700.00

- (2) Confirm the information by checking the box at the bottom of the page. 確認資料及選取頁尾空格。

☒ I confirm that all data provided in this application are accurate and complete.

Print Back Next

- (3) Press <Next>. You will proceed to the Submit page to begin the online payment. 按<繼續>。你將會前往提交申請頁面。

Step 4: Submit application and process payment 提交申請及進行繳款

- (i) If you have paid the tentative tuition fee which could fully cover the total tuition fee, please submit the application to enroll courses.

如你已預繳學費，而該金額足以繳付總學費，請提交申請以進行科目註冊。

- (1) Read the instructions and declaration on the Submit page carefully.**

請細心參閱指引及聲明。

Submit

Your application will be submitted upon successful online payment of fees. Before proceeding to make the online payment, please check that all relevant sections of this online application have been filled in and the information provided is accurate and complete.

Once the application is submitted, no further online change is allowed. Applicants are required to make the following declaration before proceeding.

Declaration:

1. I declare that all information given in this application form and the attached documents are, to the best of my knowledge, accurate and complete. I also understand that any misrepresentation will result in disqualification of my application for admission and subsequent enrolment in the University. All fees paid are not refundable or transferable to another term or for another use.
2. I understand that if I do not have the right of abode or right to land in Hong Kong but am accepted to study face-to-face postgraduate programmes on part-time basis, the University will not act as my sponsor (Entry for Study). I should obtain from the HKSAR Government permission to study at the OUHK or a student visa before I can be formally registered and that I shall be fully responsible for obtaining such a visa or permission.



- (2) Check the box and press <Proceed to course enrollment>.**
選取空格及按<進行科目註冊>。

8. I understand that if I have applied for course(s) or programme(s) with specific entrance requirements and am later found to have failed to meet the entrance requirements, my enrolment in the course(s) concerned will be cancelled. The relevant course fee that I have paid will be refunded. I understand that the application fee is non-refundable in any case.

☒ Please check the box to confirm the above declaration.

[Proceed to course enrollment](#)



- (3) Successful Page will be shown after the course enrolment is confirmed. You could log in again to enroll additional courses.**
完成後，會顯示成功選修學科頁面。你可以再次登入系統註冊其他科目。

Course Registration Successful

Thank you for your application. Your payment has been accepted.

Your university reference number is:

124

Course(s)	ACT B861F ACCOUNTING FOR CORPORATIONS (2020 Autumn Term)
Tuition Fee	HK\$ 19,300.00
Payment Method	From tentative tuition fee paid
Payment Reference Number	C1904C
Payment Status	Successful

Please quote the above payment reference number should there be any problem with your payment.
[Print this page](#)

You could log in again to enroll additional course using the remaining amount of tentative tuition fee paid (if any) and external transaction.

[Log-out](#)

- (ii) If you have not paid the tentative tuition fee or the balance of tentative tuition fee paid is not enough to cover the total tuition fee, you should submit the application and continue to process payment.

如你沒有預繳學費或已預繳的學費的餘額不足以繳付總學費，則需提交申請及進行付款。


(1) Read the instructions and declaration on the Submit page carefully.
請細心參閱指引及聲明。

Submit

Your application will be submitted upon successful online payment of fees. Before proceeding to make the online payment, please check that all relevant sections of this online application have been filled in and the information provided is accurate and complete. Once the application is submitted, no further online change is allowed. Applicants are required to make the following declaration before proceeding.

Declaration:

1. I declare that all information given in this application form and the attached documents are, to the best of my knowledge, accurate and complete. I also understand that any misrepresentation will result in disqualification of my application for admission and subsequent enrolment in the University. All fees paid are not refundable or transferable to another term or for another use.
2. I understand that if I do not have the right of abode or right to land in Hong Kong but am accepted to study face-to-face postgraduate programmes on part-time basis, the University will not act as my sponsor (Entry for Study). I should obtain from the HKSAR Government permission to study at the OUHK or a student visa before I can be formally registered and that I shall be fully responsible for obtaining such a visa or permission.



*** (2) Confirm the declaration by checking the box. Then, Press <Select Payment>.**
確認資料及選取空格，然後按<選擇付款方式>。

8. I understand that if I have applied for course(s) or programme(s) with specific entrance requirements and am later found to have failed to meet the entrance requirements, my enrollment in the course(s) concerned will be cancelled. The relevant course fee that I have paid will be refunded. I understand that the application fee is non-refundable in any case.

☒ Please check the box to confirm the above declaration.

If you are ready to submit your application, click 'Select Payment'. Please have your credit card / PPS / UnionPay / WeChat Pay / AliPay details ready. The system will allow 15 minutes for you to complete the payment process; otherwise, it will release the class quota held for you.

Upon successful payment, the system will display a payment success notice. If you do not receive this notice, please read the error message carefully and amend your entry accordingly before you re-submit.

If there is no response after payment, you can check the progress of your application by going back to this Course Registration System and select 'Retrieve a Temporarily Stored Application Form'. If the form has been successfully submitted, only enquiry on the submitted form will be allowed.

Select Payment [More details](#)

* You can select one of the following payment methods. Please press <Select Payment> to pay the tuition fee by

1. [Credit Card](#); or
2. [PPS \(Online Instant Payment\)](#); or
3. [UnionPay](#); or
4. [BOC HKMU Platinum Card \(Interest-free Tuition Installment Plan\)](#); or
5. [WeChat Pay / AliPay](#); or
6. [E-Banking of your selected bank in Hong Kong](#) (This method is not available if there is a remaining balance of tentative tuition fee you paid.)

*你可選擇以下付款方式。請按<選擇付款方式>，並使用以下方式付款：

- 一、[信用卡](#)；或
- 二、[「繳費靈」網上即時付款](#)；或
- 三、[銀聯](#)；或
- 四、[中銀香港都會大學白金卡\(分期支付學費\)](#)；或
- 五、[微信支付 / 支付寶](#)；或
- 六、[香港本地網上銀行](#) (此選項不適用於已預繳的學費尚有餘額的情況。)

Payment Method 1: Credit Card

付款方式一：信用卡

- (1) Select <Credit Card>.
選擇<信用卡>。

Step 1 - Choose the payment methods

You can use the following payment methods to settle the fees:

Credit Card
PPS
Union Pay
BOC HKMU Platinum Card (Interest-free Tuition Installment Plan)
WeChat Pay / AliPay
E-banking (applicable to the banks in Hong Kong only)



- (2) Press <Proceed to Payment Now>.
按<經信用卡/
「繳費靈」/銀聯/
微信支付/支付寶
即時付款>。

Step 2 - Pay by Credit card / PPS / Union Pay / BOC HKMU Platinum Card / WeChat Pay / Alipay

If you are ready to submit your application, click 'Proceed to Payment Now'. Please have your credit card / PPS / UnionPay / WeChat Pay / AliPay details ready. The system will allow 15 minutes for you to complete the payment process; otherwise, it will release the class quota held for you.

Upon successful payment, the system will display a payment success notice. If you do not receive this notice, please read the error message carefully and amend your entry accordingly before you re-submit.

If there is no response after payment, you can check the progress of your application by going back to this Course Registration System and select 'Retrieve a Temporarily Stored Application Form'. If the form has been successfully submitted, only enquiry on the submitted form will be allowed.

Proceed to Payment Now	Cancel and return to online form	More details
------------------------	----------------------------------	------------------------------



Step 3 - Online Payment
You are required to pay the following amount:

Course	Course Title	Class Section	Credits	Amount (HK\$)
IB B891F	INTERNATIONAL MARKETING STRATEGY	T03	10.00	28150.00
Course Fee				28150.00
Total Amount				28150.00

Once the payment is made, the data you have entered cannot be changed online. If there are any amendments, please notify the University in writing.

Please select payment method which will lead you to the relevant payment site. The fee, once paid, is non-refundable and non-transferable to another purpose.

☐ BOC HKMU Platinum Card (Interest-free Tuition Installment Plan)
 (You will be directed to a secured third party website to make the online payment.)
 It is essential for BOC HKMU Platinum Cardholders having sufficient credit limit to enjoy 6-month or 12-month Interest-free installment.

☐ PPS (Online Instant Payment) [Note](#)
 (You will be using PPS's website to make the online payment.)
 Registered PPS users can settle the tuition fee (in full payment) online.

☒ **Credit Card**
 (You will be directed to a secured third party website to make the online payment.)

☐ UnionPay
 (You will be using UnionPay's website to make the online payment.)

☐ WeChat Pay / AliPay
 (You will be using Service provider's website to make the online payment.)

(3) Select <Credit Card>.
選擇<信用卡>。

(4) Press <Proceed to payment>.
按立即繳費。



Step 4 - Credit Card

University Reference No. 11

Payment Amount (HK\$) 28150.00

You will be directed to a secured third party website to make the online payment.

Transaction Reference Number:

1701

Please quote this number should there be any problem with your payment.

(5) Press <Confirm> and then follow the instructions to process the payment.
按<確認>並根據指引進行繳費。



(6) Successful page will be shown after you have completed all the necessary procedures. 繳費完成後，會顯示成功選修學科頁面。

Course Registration Successful

Thank you for your application. Your payment has been accepted.

Your university reference number is:

11

Course(s)	IB B891F INTERNATIONAL MARKETING STRATEGY (2021 Spring Term)
Tuition Fee	HK\$ 28,150.00
Payment Method	
Payment Reference Number	
Payment Status	Successful

Please quote the above payment reference number should there be any problem with your payment.
[Print this page](#)

[Log-out](#)

Payment Method 2: PPS (Online Instant Payment)


付款方式二：「繳費靈」網上即時付款

(1) Select <PPS>. 選擇<繳費靈>。

Step 1 - Choose the payment methods

You can use the following payment methods to settle the fees:

Credit Card
PPS
Union Pay
BOC HKMU Platinum Card (Interest-free Tuition Installment Plan)
WeChat Pay / AliPay
E-banking (applicable to the banks in Hong Kong only)



Step 2 - Pay by Credit card / PPS / Union Pay / BOC HKMU Platinum Card / WeChat Pay / Alipay

If you are ready to submit your application, click 'Proceed to Payment Now'. Please have your credit card / PPS / UnionPay / WeChat Pay / Alipay details ready. The system will allow 15 minutes for you to complete the payment process; otherwise, it will release the class quota held for you.

Upon successful payment, the system will display a payment success notice. If you do not receive this notice, please read the error message carefully and amend your entry accordingly before you re-submit.

If there is no response after payment, you can check the progress of your application by going back to this Course Registration System and select 'Retrieve a Temporarily Stored Application Form'. If the form has been successfully submitted, only enquiry on the submitted form will be allowed.

Proceed to Payment Now

Cancel and return to online form

[More details](#)

- (2) Press <Proceed to Payment Now>.
按<經信用卡/「繳費靈」/銀聯/微信支付/支付寶 即時付款>。

Step 3 - Online Payment

You are required to pay the following amount:

Course	Course Title	Class Section	Credits	Amount (HK\$)
IB 8891F	INTERNATIONAL MARKETING STRATEGY	T03	10.00	28150.00
Course Fee				28150.00
Total Amount				28150.00

Once the payment is made, the data you have entered cannot be changed online. If there are any amendments, please notify the University in writing.

Please select payment method which will lead you to the relevant payment site. The fee, once paid, is non-refundable and non-transferable to another purpose.

☐ BOC HKMU Platinum Card (Interest-free Tuition Installment Plan)

(You will be directed to a secured third party website to make the online payment.)

It is essential for BOC HKMU Platinum Cardholders having sufficient credit limit to enjoy 6-month or 12-month Interest-free installment.

☒ PPS (Online Instant Payment)

[Note](#)

(You will be using PPS's website to make the online payment.)

Registered PPS users can settle the tuition fee (in full payment) online.

☐ Credit Card

(You will be directed to a secured third party website to make the online payment.)

☐ UnionPay

(You will be using UnionPay's website to make the online payment.)

☐ WeChat Pay / AliPay

(You will be using Service provider's website to make the online payment.)

Proceed to payment

Return to online form

- (3) Select <PPS (Online Instant Payment)>.
選擇<「繳費靈」網上即時付款>。

- (4) Press <Proceed to payment>.
按立即繳費。

Step 4 - PPS (Online Instant Payment)

University Reference No. 1101

Payment Amount (HK\$) 28150.00

You will be using PPS's website to make the online payment.

Transaction Reference Number:

1101

Please quote this number should there be any problem with your payment.

Confirm

Return

- (5) Press <Confirm> and then follow the instructions to process the payment.
按<確認>並根據指引進行繳費。



(6) Successful Page will be shown after your payment has been accepted.
繳費完成後，會顯示成功選修學科頁面。

Course Registration Successful	
Thank you for your application. Your payment has been accepted.	
Your university reference number is:	
11	
Course(s)	IB B891F INTERNATIONAL MARKETING STRATEGY (2021 Spring Term)
Tuition Fee	HK\$ 28,150.00
Payment Method	
Payment Reference Number	
Payment Status	Successful

Please quote the above payment reference number should there be any problem with your payment.
[Print this page](#)

Payment Method 3: UnionPay

付款方式三：銀聯

(1) Select <UnionPay>.
選擇<銀聯>。

Step 1 - Choose the payment methods
You can use the following payment methods to settle the fees:
<input type="button" value="Credit Card"/>
<input type="button" value="PPS"/>
<input checked="" type="button" value="Union Pay"/>
<input type="button" value="BOC HKMU Platinum Card (Interest-free Tuition Installment Plan)"/>
<input type="button" value="WeChat Pay / AliPay"/>
<input type="button" value="E-banking (applicable to the banks in Hong Kong only)"/>



Step 2 - Pay by Credit card / PPS / Union Pay / BOC HKMU Platinum Card / WeChat Pay / Alipay

If you are ready to submit your application, click 'Proceed to Payment Now'. Please have your credit card / PPS / UnionPay / WeChat Pay / Alipay details ready. The system will allow 15 minutes for you to complete the payment process; otherwise, it will release the class quota held for you.

Upon successful payment, the system will display a payment success notice. If you do not receive this notice, please read the error message carefully and amend your entry accordingly before you re-submit.

If there is no response after payment, you can check the progress of your application by going back to this Course Registration System and select 'Retrieve a Temporarily Stored Application Form'. If the form has been successfully submitted, only enquiry on the submitted form will be allowed.

Proceed to Payment Now

Cancel and return to online form

[More details](#)

- (2) Press <Proceed to Payment Now>.
按<經信用卡/「繳費靈」/銀聯/微信支付/支付寶 即時付款>。

Step 3 - Online Payment

You are required to pay the following amount:

Course	Course Title	Class Section	Credits	Amount (HK\$)
IB B891F	INTERNATIONAL MARKETING STRATEGY	T03	10.00	28150.00
Course Fee				28150.00
Total Amount				28150.00

Once the payment is made, the data you have entered cannot be changed online. If there are any amendments, please notify the University in writing.

Please select payment method which will lead you to the relevant payment site. The fee, once paid, is non-refundable and non-transferable to another purpose.

- ☐ BOC HKMU Platinum Card (Interest-free Tuition Installment Plan)
(You will be directed to a secured third party website to make the online payment.)
It is essential for BOC HKMU Platinum Cardholders having sufficient credit limit to enjoy 6-month or 12-month Interest-free installment.
- ☐ PPS (Online Instant Payment) [Note](#)
(You will be using PPS's website to make the online payment.)
Registered PPS users can settle the tuition fee (in full payment) online.
- ☐ Credit Card
(You will be directed to a secured third party website to make the online payment.)
- ☒ UnionPay
(You will be using UnionPay's website to make the online payment.)
- ☐ WeChat Pay / Alipay
(You will be using Service provider's website to make the online payment.)

Proceed to payment

Return to online form

- (3) Select <UnionPay>.
選擇<銀聯>。

- (4) Press <Proceed to payment>.
按<立即繳費>。

Step 4 - UnionPay

University Reference No. 11

Payment Amount (HK\$) 28150.00

You will be using UnionPay's website to make the online payment.

Transaction Reference Number:

420

Please quote this number should there be any problem with your payment.

Confirm

Return

- (5) Press <Confirm> and then follow the instructions provided by the Bank to process the payment.
按<確認>並根據銀聯提供的指引進行繳費。



(6) Successful Page will be shown after your payment has been accepted.

繳費完成後，會顯示成功選修學科頁面。

Course Registration Successful	
Thank you for your application. Your payment has been accepted.	
Your university reference number is:	
11	
Course(s)	IB B891F INTERNATIONAL MARKETING STRATEGY (2021 Spring Term)
Tuition Fee	HK\$ 28,150.00
Payment Method	
Payment Reference Number	
Payment Status	Successful

Please quote the above payment reference number should there be any problem with your payment.

[Print this page](#)

[Log-out](#)

Payment Method 4: BOC HKMU Platinum Card (Interest-free Tuition Installment Plan)


付款方式四：中銀香港都會大學白金卡(分期支付學費)

- (1) Select <BOC HKMU Platinum Card (Interest-free Tuition Installment Plan)>. 選擇<中銀香港都會大學白金卡(分期支付學費)>。

Step 1 - Choose the payment methods

You can use the following payment methods to settle the fees:

Credit Card
PPS
Union Pay
BOC HKMU Platinum Card (Interest-free Tuition Installment Plan)
WeChat Pay / AliPay
E-banking (applicable to the banks in Hong Kong only)



- (2) Press <Proceed to Payment Now>. 按<經信用卡/「繳費靈」/銀聯/微信支付/支付寶 即時付款>。

Step 2 - Pay by Credit card / PPS / Union Pay / BOC HKMU Platinum Card / WeChat Pay / Alipay

If you are ready to submit your application, click 'Proceed to Payment Now'. Please have your credit card / PPS / UnionPay / WeChat Pay / AliPay details ready. The system will allow 15 minutes for you to complete the payment process; otherwise, it will release the class quota held for you.

Upon successful payment, the system will display a payment success notice. If you do not receive this notice, please read the error message carefully and amend your entry accordingly before you re-submit.

If there is no response after payment, you can check the progress of your application by going back to this Course Registration System and select 'Retrieve a Temporarily Stored Application Form'. If the form has been successfully submitted, only enquiry on the submitted form will be allowed.

Proceed to Payment Now Cancel and return to online form [More details](#)



- (3) Select <BOC HKMU Platinum Card (Interest-free Tuition Installment Plan)>. 選擇<中銀香港都會大學白金卡(分期支付學費)>。

Step 3 - Online Payment

You are required to pay the following amount:

Course	Course Title	Class Section	Credits	Amount (HK\$)
IB B891F	INTERNATIONAL MARKETING STRATEGY	T03	10.00	28150.00
Course Fee				28150.00
Total Amount				28150.00

Once the payment is made, the data you have entered cannot be changed online. If there are any amendments, please notify the University in writing.

Please select payment method which will lead you to the relevant payment site. The fee, once paid, is non-refundable and non-transferable to another purpose.

☒ **BOC HKMU Platinum Card (Interest-free Tuition Installment Plan)**
(You will be directed to a secured third party website to make the online payment.)
It is essential for BOC HKMU Platinum Cardholders having sufficient credit limit to enjoy 6-month or 12-month Interest-free installment.

☐ PPS (Online Instant Payment) [Note](#)
(You will be using PPS's website to make the online payment.)
Registered PPS users can settle the tuition fee (in full payment) online.

☐ Credit Card
(You will be directed to a secured third party website to make the online payment.)

☐ UnionPay
(You will be using UnionPay's website to make the online payment.)

☐ WeChat Pay / AliPay
(You will be using Service provider's website to make the online payment.)


Proceed to payment Return to online form

- (4) Press <Proceed to payment>. 按<立即繳費>。



(5) Read the terms and conditions carefully. Then, check the box and press <Continue>. 請細心條款及細則，然後選取空格及按<繼續>。

Tuition Fees Payment by Installment



Minimum amount for the tuition fees payment is HK\$2,000 which must be made through BOC HKMU Platinum Card ONLY. Eligible students must be the same person as BOC HKMU Platinum Card Cardholder who has sufficient credit limit for the payment process.

If you use a non-BOC HKMU Platinum Card for payment or if you have insufficient credit limit, your transaction will be terminated at BOC gateway. (Please go back to previous screen by clicking the 'Back' button below if you are not going to pay with the BOC HKMU Platinum Card.)

BOC Credit Card (International) Limited Terms and Conditions for Interest-free Purchase Instalment Program

1. Interest-free Purchase Instalment Program
 Subject to these terms and conditions, which are supplemental to the User Agreement ("Agreement") governing the card account and shall form part of the Agreement, any person ("Applicant") being the Cardholder of the card account may apply for the Interest-free Purchase Instalment Program ("Interest-free Purchase Instalment Program") offered by BOC Credit Card (International) Limited ("Company"), unless such card account has been excluded from the Interest-free Purchase Instalment Program by the Company from time to time. In the event of inconsistency between the Agreement

Warning: To borrow or not to borrow? Borrow only if you can repay!

☒ I have read and agreed to the above terms and conditions

[Continue](#) [Back](#)



(6) Select your installment plan. Then, press <Proceed to Payment>. 請選擇你的分期計劃，然後選取空格及按<立即繳費>。

Tuition Fees Payment by Installment

Please select your installment plan:

☐ 6-month Installment ☐ 12-month Installment

[Proceed to payment](#) [Return](#)



(7) Provide your credit card number and press <Validate>. Then, follow the instructions to process the payment. 提供你的信用卡號碼及按<驗證>。然後根據指引進行繳費。

Step 4 - BOC HKMU Platinum Card Tuition Fees Payment by Installment (6 Months)

University Reference No. 11

Payment Amount (HK\$) 28150.00

This payment method is only applicable to BOC HKMU Platinum Card cardholders. Please provide the first 12 digits of your BOC HKMU Platinum Card for verification.

- -

[Validate](#) [Return](#)

You will be directed to a secured third party website to make the online payment.

Transaction Reference Number:

32;

Please quote this number should there be any problem with your payment.

Payment Method 5: WeChat Pay / AliPay

付款方式五：微信支付 / 支付寶

- (1) Select < WeChat Pay / AliPay >.
選擇<微信支付 / 支付寶>。

Step 1 - Choose the payment methods

You can use the following payment methods to settle the fees:

Credit Card
PPS
Union Pay
BOC HKMU Platinum Card (Interest-free Tuition Installment Plan)
WeChat Pay / AliPay
E-banking (applicable to the banks in Hong Kong only)

- (2) Press <Proceed to Payment Now>.
按<經信用卡/「繳費靈」/銀聯/微信支付/支付寶 即時付款>。

Step 2 - Pay by Credit card / PPS / Union Pay / BOC HKMU Platinum Card / WeChat Pay / AliPay

If you are ready to submit your application, click 'Proceed to Payment Now'. Please have your credit card / PPS / UnionPay / WeChat Pay / AliPay details ready. The system will allow 15 minutes for you to complete the payment process; otherwise, it will release the class quota held for you.

Upon successful payment, the system will display a payment success notice. If you do not receive this notice, please read the error message carefully and amend your entry accordingly before you re-submit.

If there is no response after payment, you can check the progress of your application by going back to this Course Registration System and select 'Retrieve a Temporarily Stored Application Form'. If the form has been successfully submitted, only enquiry on the submitted form will be allowed.

Proceed to Payment Now Cancel and return to online form [More details](#)

- (3) Select < WeChat Pay / AliPay >.
選擇<微信支付 / 支付寶>。

- (4) Press <Proceed to payment>.
按<立即繳費>。

Step 3 - Online Payment

You are required to pay the following amount:

Course	Course Title	Class Section	Credits	Amount (HK\$)
IB B891F	INTERNATIONAL MARKETING STRATEGY	T03	10.00	28150.00
Course Fee				28150.00
Total Amount				28150.00

Once the payment is made, the data you have entered cannot be changed online. If there are any amendments, please notify the University in writing.

Please select payment method which will lead you to the relevant payment site. The fee, once paid, is non-refundable and non-transferable to another purpose.

☐ BOC HKMU Platinum Card (Interest-free Tuition Installment Plan)
(You will be directed to a secured third party website to make the online payment.)
It is essential for BOC HKMU Platinum Cardholders having sufficient credit limit to enjoy 6-month or 12-month Interest-free installment.

☐ PPS (Online Instant Payment) [Note](#)
(You will be using PPS's website to make the online payment.)
Registered PPS users can settle the tuition fee (in full payment) online.

☐ Credit Card
(You will be directed to a secured third party website to make the online payment.)

☐ UnionPay
(You will be using UnionPay's website to make the online payment.)

☒ **WeChat Pay / AliPay**
(You will be using Service provider's website to make the online payment.)

Proceed to payment Return to online form



(5) Press <Confirm> and then follow the instructions to process the payment.
按<確認>並根據指引進行繳費。

Step 4 - Wechat Pay / AliPay

University Reference No. 11

Payment Amount (HK\$) 28150.00

You will be using SwiftPass's website to make the online payment.

Transaction Reference Number:

650*

Please quote this number should there be any problem with your payment.



(6) Successful Page will be shown after your payment has been accepted.
繳費完成後，會顯示成功選修學科頁面。

Course Registration Successful

Thank you for your application. Your payment has been accepted.

Your university reference number is:

11

Course(s)	IB B891F INTERNATIONAL MARKETING STRATEGY (2021 Spring Term)
Tuition Fee	HK\$ 28,150.00
Payment Method	
Payment Reference Number	
Payment Status	Successful

Please quote the above payment reference number should there be any problem with your payment.

[Print this page](#)

Payment Method 6: E-Banking of your selected bank

付款方式六：網上銀行

- (1) Select < E-banking (applicable to the banks in Hong Kong only)>. 選擇<網上銀行（只適用於香港本地銀行）>。

Step 1 - Choose the payment methods

You can use the following payment methods to settle the fees:

Credit Card
PPS
Union Pay
BOC HKMU Platinum Card (Interest-free Tuition Installment Plan)
WeChat Pay / AliPay
E-banking (applicable to the banks in Hong Kong only)



- (2) Read the instructions carefully, and then press <Confirm to Proceed to Tuition Fee Payment by e-Banking>. Please note that e-banking usually refers to the online payment via a Hong Kong bank account.

請細心參閱指引，並按<確認透過網上銀行繳交學費>。請注意，網上銀行一般是指通過香港銀行戶口以網上付款的方式來繳費。

Step 2 - Pay by e-banking

If you wish to pay your tuition fee through [e-banking of your selected bank](#), click 'Confirm to Proceed to Tuition Fee Payment by e-Banking'. E-banking usually refers to the online payment via a Hong Kong bank account. Please check with your bank whether it provides this service before selecting e-banking. The system will provide you with the details of that transaction to facilitate your payment via e-banking.

Please note that a place in the class section(s) you have chosen can only be confirmed upon receipt of the tuition fee by the University. At this moment, the University will only reserve for you a place in the course (but not the specific class section). You are required to pay the tuition fee through e-banking immediately. Upon receipt of your payment, the University will confirm your registration and assign you to the class section you have indicated, provided that a place is still available then. However, if there is no place left in that class section you have chosen, the University will allocate to you a place in a different class section.

If you want to confirm your place in the class section immediately, please click the above 'Cancel and return to online form' button.

Confirm to Proceed to Tuition Fee Payment by e-Banking	Cancel and return to online form	More details
---	----------------------------------	------------------------------



- (3) Press <Confirm> to confirm the payment method again. 按<確認>以落實使用網上銀行繳款。

Tuition Payment by e-Banking

Click 'Confirm' to confirm your request for paying your course fee through e-banking.

Confirm



(4) Jot down the Bill Account Number which is necessary for e-banking payment.
記下賬單號碼，用以繳費。

(5) Click on “Click here” to check if your bank is on the list.
按<按此>檢閱你的銀行是否可辦理繳費。

Tuition Payment by e-Banking

Thank you for selecting e-banking to settle your course fee. You need to settle the total course fee IMMEDIATELY through the e-banking service of your selected bank. Please quote the bill account number below during the payment transaction. **As the bill account number is unique for each transaction, please make sure that the correct bill account number is used.**

Besides, please also make sure that the credit card you are using can settle payment via your e-banking account. For any enquiries, please contact your bank.

Merchant	The Open University of Hong Kong
Bill Account Number	0112:
Course(s)	ACY B805F MANAGEMENT ACCOUNTING
Total Course Fee(HKD)	\$19300

[Click here](#) for the list of banks that you can make e-banking payment to the university.



(6) Click on your bank and then you will proceed to the website of your selected bank. Follow the instructions provided by your selected bank to process the payment through e-Banking.
按你的銀行會轉至你的銀行網站。根據銀行提供的指引進行網上繳費。

You can make e-banking payment via the following banks:

AEON Financial Service Co., Ltd
Bank of China (Hong Kong)
Bank of Communications
Bank of East Asia
CMB Wing Lung Bank
China CITIC Bank International
China Construction Bank (Asia)
Chong Hing Bank
Citibank
DBS Bank
Dah Sing Bank
Fubon Bank
HSBC
Hang Seng Bank
OCBC Wing Hang
Shanghai Commercial Bank
Standard Chartered Bank (Hong Kong) Ltd

-END-