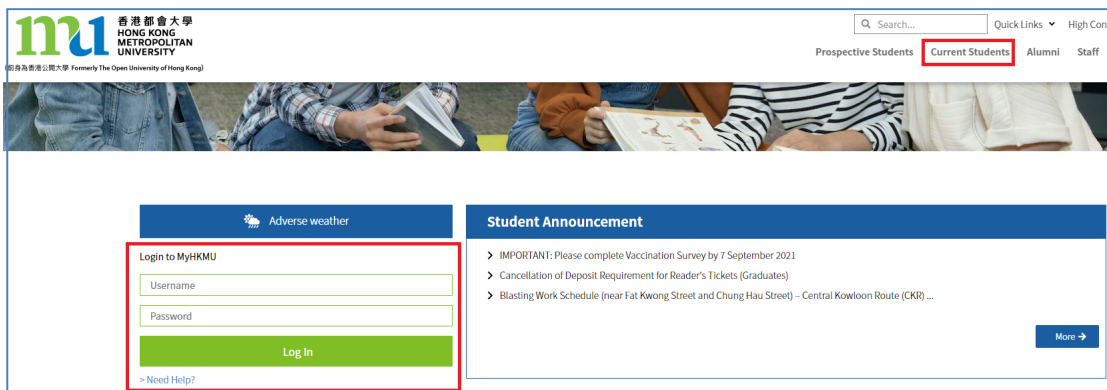
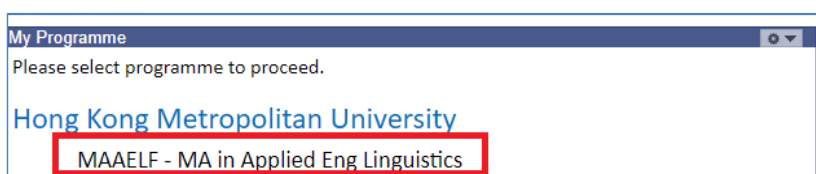


User Guide for Students – Viewing Your Enrolment Records 「檢閱已報讀之科目」簡介 (Applicable to taught postgraduate programmes 授課式研究生課程適用)

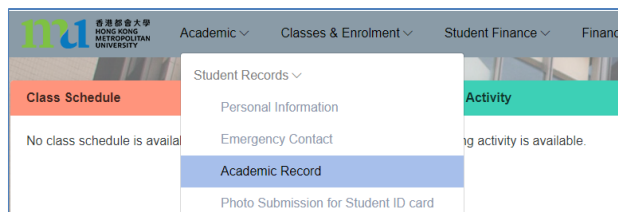
1. Select 'Current Studies' at HKMU website (www.hkmu.edu.hk) and login MyHKMU.
於香港都會大學網站(www.hkmu.edu.hk) 選取「在學學生」網頁，再登入 MyHKMU。



2. In MyHKMU, click your programme under the section on 'My Programme' (e.g. MAAELF).
在 MyHKMU 的「My Programme」上選取你正在修讀的課程 (如 MAAELF)。



3. Under the 'Academic', click on the hyperlink 'Academic Record'.
在「Academic」一欄選取「Academic Record」。



4. Under 'Term Summary', you can check enrolment records for each term.
在「Term Summary」一欄，你可檢閱關於各學期所報讀之科目。

The screenshot shows the 'Term Summary' page for the '2021 Autumn Term'. It displays the primary program as 'MA in Biling Prof Translation' and lists the enrolled courses in a table.

Course Code	Description	Units	Reg Value	Grade	Exam Indicator	Status	Enrollment Status
CHIN A80SCF-L01 (1107)	TOPIC IN MODN & CONTEM CHI LIT (FT Lecture)	5.00	5.0			✓	Enrolled
TRAN A800BF-T01 (1170)	RESEARCH ISSUES IN TRAN STUD (FTTutorial)		10.0			✓	Enrolled